

Directions for Exporting Annotated Bibliography to Google Docs So You Can Turn It In

Select your project from the list. Click on the **Bibliography** for this project.

The screenshot shows the EasyBib website interface. At the top, there are navigation links for 'My Projects', 'For Schools', 'Research', 'Products', 'Citation Guide & Educator Blog', and 'Support'. The user is logged in as 'Hi, Amy'. The main content area is titled 'NHD 6th Grade 2015 Bibliography'. On the left, there is a sidebar with 'All Projects' and options like 'New folder', 'All Projects', 'Shared with me', and 'Starred'. The main list of projects includes:

- NHD 6th Grade 2015
☆ Bibliography Notebook Paper Edit Share
October 13th 2015
- History Day 2015
☆ Bibliography Notebook Paper Edit Share
October 9th 2015
- NHD - Bibliography - Secondary Sour...
☆ Bibliography Notebook Leave
October 6th 2015 Shared by: Jamie Roan

On the right side, there is a logo for West Frederick Middle School (WFMS) and a list of resources:

- WFMS Media Center page
- GALE Virtual Reference Library
- SIRS Databases
- History Reference Center
- SAILOR Digital Public Library
- Question? Email Mrs. Flynn

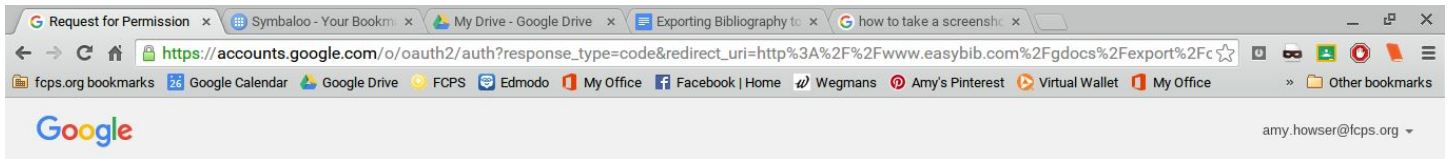
When you get to this screen, click **Export**

The screenshot shows the EasyBib website interface. At the top, there are navigation links: "My Projects", "For Schools", "Research", "Products", "Citation Guide & Educator Blog", and "Support". The user is logged in as "Hi, Amy". The main content area is titled "NHD 6th Grade 2015 Bibliography". Under "Add another citation:", there are tabs for "Website", "Book", "Newspaper", "Journal", "Database", and "All 59 options". The "Website" tab is selected, and a search box contains the text "Cite a website by entering its URL or by searching for it." Below this, there are buttons for "Analyze", "Share", and "Export". A dropdown menu is open, showing options: "Print as Word Doc", "Save to Google Docs", "Save to Dropbox", "Save to OneDrive", "Email bibliography", and "Copy & paste". The "Save to Google Docs" option is highlighted. Below the dropdown, there is a list of citations. The first citation is "Family Search. Accessed October 20, 2015. https://familysearch.org/photos/stories/5836005." The citation text is partially visible: "I used this source to find some background information about Vincent Williams and the fight he had with the Indians. This source gave me some very detailed information about what happened during his fight, and how the Indians were able to get into his house to kill him."



Click **Save to Google Docs**

This screenshot is identical to the one above, but the "Save to Google Docs" option in the dropdown menu is now selected. A tooltip message appears: "Your bibliography will be saved in Google Docs". The citation text is also visible: "I used this source to find some background information about Vincent Williams and the fight he had with the Indians. This source gave me some very detailed information about what happened during his fight, and how the Indians were able to get into his house to kill him."

Allow EasyBib to do this by clicking the **Allow** button



EasyBib would like to:

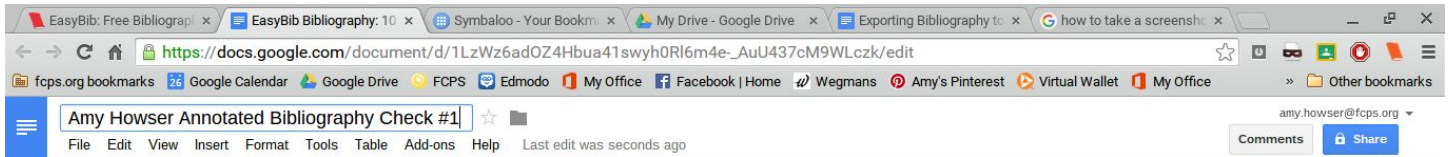
 View and manage the files in your Google Drive 

By clicking Allow, you allow this app and Google to use your information in accordance with their respective terms of service and privacy policies. You can change this and other Account Permissions at any time.

Deny Allow



Change the name of your file to **Your Name Annotated Bibliography Check #1**



Amy Howser Annotated Bibliography Check #1

File Edit View Insert Format Tools Table Add-ons Help Last edit was seconds ago

Comments Share

100% Normal text Times New Roman 12 B I U A

Bibliography

Family Search. Accessed October 20, 2015. <https://familysearch.org/photos/stories/5836005>.

I used this source to find some background information about Vincent Williams and the fight he had with the Indians. This source gave me some very detailed information about what happened during his fight, and how the Indians were able to get into his house to kill him.

"West Virginia Memory Project - Highway Markers Search Results." West Virginia Memory Project - Highway Markers Search Results. Accessed October 20, 2015.

<http://www.wvculture.org/history/wvmemory/hmresults.aspx?County=Grant&Title=&Words=&Op=AND>.

This source was a highway marker that gave information about Vincent Williams's death. I used it to help me find out where the attack occurred and to learn more about Killbuck, the Shawnee Indian.

